

SUMMARY OF ANALYSIS (SAMPLE ID: SA29273)


Testing Location: Arkansas 232 S. Broadview St. Greenbrier, AR 72058 -	Customer ID: 1078 License: Not Entered or N/A	Order ID: OR9158 Lot Number: Not Entered Batch Number: Not Entered	Sample Type: Primary Matrix: Patch Mass: 1g Date Collected: 10/22/2020 Date Received: 10/22/2020
Cultivar (Strain) or Sample Description: 40mg CBD Patch			Date Completed: 10/23/2020

*This page is simply a summary of the analysis performed. For analytical details, please consult the individual Certificate(s) of Analysis for each of the specific test(s) performed.

Moisture Content (%) Not Tested	PASS/FAIL N/A	Water Activity (aw) Not Tested	PASS/FAIL N/A
---	-------------------------	--	-------------------------

Cannabinoids (Top 3)	(%)	mg/g
CBD	4.37	44
CBDv	0.0488	0.488
CBGa	0.00809	0.0809
TOTAL CBD	4.37	44
TOTAL THC	-	-
TOTAL CANNABINOIDS	4.43	44

Contaminants	PASS/FAIL
Visual Inspection:	PASS



This information is provided as a service and makes no claims of efficacy and/or safety of this product. Results are applicable only for the sample(s) analyzed and for the specific analysis conducted. This report is for informational purposes only and should not be used to diagnose, treat, or prevent any medical-related symptoms. The statements and results herein have not been approved and/or endorsed by the FDA.

REPORT OF LABORATORY ANALYSIS

This report shall not be reproduced, except in full, without the written consent of Felling Analytical Services and Technology (F.A.S.T.), LLC

Kyle W. Felling
Kyle W. Felling, Ph.D.
Laboratory Director

CERTIFICATE OF ANALYSIS (SAMPLE ID: SA29273)

Testing Location: Arkansas 232 S. Broadview St. Greenbrier, AR 72058 -	Customer ID: 1078 License: Not Entered or N/A	Order ID: OR9158 Lot Number: Not Entered Batch Number: Not Entered	Sample Type: Primary Matrix: Patch Mass: 1g Date Collected: 10/22/2020 Date Received: 10/22/2020
Cultivar (Strain) or Sample Description: 40mg CBD Patch			Date Completed: 10/23/2020


CANNABINOID (POTENCY) PROFILE

Analysis Date/Time: 10/23/2020 1145
Analyst: PW

Method: HPLC/DAD
Instrument: Agilent 1100

Moisture Content (%): -
Water Activity (aw): -

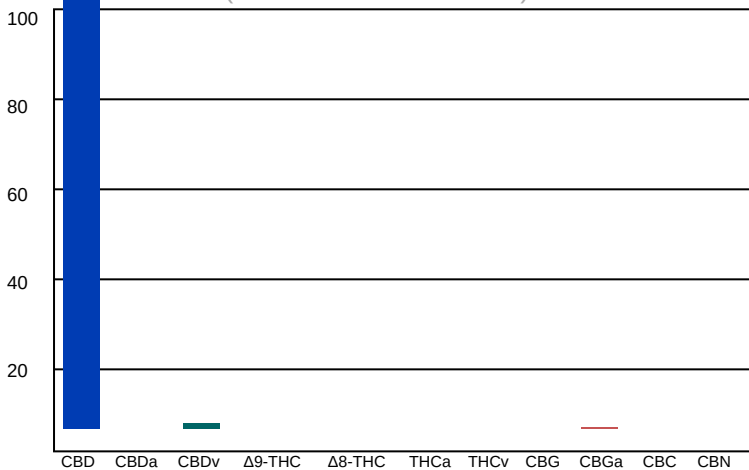
Cannabinoid	Result (%)	Result (mg/g)	Reporting Limit (mg/g)	Result (mg/mL)	Per Unit (mg)
CBD	4.37	43.7	0.0625	-	35
CBDa	-	-	0.0625	-	-
CBDv	0.0488	0.488	0.0625	-	0.395
Δ9-THC	-	-	0.0625	-	-
Δ8-THC	-	-	0.0625	-	-
THCa	-	-	0.0625	-	-
THCv	-	-	0.0625	-	-
CBC	-	-	0.0625	-	-
CBG	-	-	0.0625	-	-
CBGa	0.00809	0.0809	0.0625	-	0.0655
CBN	-	-	0.0625	-	-
TOTAL	4.43	44		-	36
TOTAL THC	-	-		-	-
TOTAL CBD	4.37	44		-	35



UNIT MASS (g): 0.81

"-" Not detected above RL.

Cannabinoid Distribution
(% of Total Cannabinoids)



Deviations from standard operating procedure: None

Recoveries for all analyte standards: 90-110%
Replicate Uncertainties: <5% RSD, <20% RPD
Sample/Reagent Blanks: <RL for all analytes

Values for plant matter are adjusted for moisture content.

Total THC = (THCa x 0.877) + Δ9-THC
Total CBD = (CBDa x 0.877) + CBD

Percentage results are reported by mass.
mg/g results are reported as mass component per mass material.

Abbreviations: UV - Ultraviolet, HPLC - High Pressure Liquid Chromatography, RL - Reporting Limit, RPD - Relative Percent Difference, RSD - Relative Standard Deviation

This information is provided as a service and makes no claims of efficacy and/or safety of this product. Results are applicable only for the sample(s) analyzed and for the specific analysis conducted. This report is for informational purposes only and should not be used to diagnose, treat, or prevent any medical-related symptoms. The statements and results herein have not been approved and/or endorsed by the FDA.

REPORT OF LABORATORY ANALYSIS

This report shall not be reproduced, except in full, without the written consent of Felling Analytical Services and Technology (F.A.S.T.), LLC

Kyle W. Felling
Kyle W. Felling, Ph.D.
Laboratory Director